



# SUPPORT OUR FUNDRAISER!

We're selling beautiful Spring flowers, planters, veggies, & more!

[Visit our website to shop now!](#)





# SUPPORT OUR FUNDRAISER

Every Plant Helps  
Our Community Grow!

Hanging baskets, planters, veggies, herbs & more!  
**All while supporting our fundraiser.**





# BUSINESS OWNERS!

Order Spring Plants for Your Business:



**Beautify Your Storefronts & Offices.**



**Welcome Customers with Lush Planters & Baskets.**



**Great for storefronts, patios, lobbies, and more!**

*And Support A Fantastic Cause!*






(Order directly on our website)





# HANGING BASKET

## Care Tips

-  When top of soil is slightly dry, water well.
-  Requires 4-6 hours of daily sunlight.
-  May use a balanced fertilizer every 2 weeks.
-  To maintain & promote growth, Pinch off any flowers that have finished blooming.
-  Place outside when temperatures reach 10°-15°C.








(Mixes may vary)





# PATIO PLANTER

## Care Tips

-  When top of soil is slightly dry, water well.
-  Requires 5+ hours of daily sunlight.
-  May use a balanced fertilizer every 2 weeks.
-  To maintain & promote growth, Pinch off any flowers that have finished blooming.
-  Place outside when temperatures reach 10°-15°C.



12" POT



(Mixes may vary)





# STRAWBERRY BASKET

## Care Tips



11" BASKET



Water thoroughly until water runs out the bottom.



Strawberries require full sun.



Fertilize weekly with a water-soluble fertilizer such as Miracle-Gro, and boost growth every 3-4 weeks with our Flower and Veggie 10-15-19 Fertilizer.



Strawberries prefer well draining soil. To maintain and promote growth, be sure to harvest berries promptly.



Place outside when temperatures reach 10°-15°C.





# 10-PK GERANIUMS

## Care Tips



10-PACK FLAT



Geraniums need to be wet, but not soggy. Do not let roots sit in water. Water until the water starts running out of the bottom of pot.



Requires 4-6 hours of direct sunlight.



May use a balanced fertilizer every 2-3 weeks.



To maintain & promote growth, pinch off any flowers that have finished blooming.



Place outside when temperatures reach 10° to 15°C or indoors if it will freeze overnight.





# 10-PK PETUNIAS

## Care Tips



10-PACK FLAT



When top of soil is slightly dry, water well.



Requires 5+ hours of direct sunlight. Morning sun is okay.



May use a balanced fertilizer every 2 weeks.



To maintain & promote growth, pinch off any flowers that have finished blooming.



Assortment prefers well-draining soil.



Place outside when temperatures reach 10° to 15°C.







# 10-PK MARIGOLDS

## Care Tips





 | 10-PACK FLAT

- 
 When top of soil is slightly dry, water well.
- 
 Requires 5+ hours of direct sunlight. Morning sun is okay.
- 
 May use a balanced fertilizer every 2 weeks.
- 
 To maintain & promote growth, pinch off any flowers that have finished blooming.
- 
 Assortment prefers well-draining soil.
- 
 Place outside when temperatures reach 10° to 15°C.





# INDOOR FOLIAGE TRIO

## Care Tips



6" POTS



Tropicals do not need a lot of water. Wait until the soil on top 2 inches has dried completely before watering again.



Prefers humid environments - keep indoors with temperatures over 15°C. Place in areas with indirect sunlight (near windows with blinds is perfect).



To maintain & promote growth, pinch off any flowers that have finished blooming.



Benefits from periodic fertilizing every 2-3 weeks from Spring to Summer.



Use a high acidic, loose, well-draining soil that is high in organic matter.



\*duplicates/substitutes may occur\*





# 10-PK HERBS

## Care Tips



10-PACK FLAT



Water thoroughly when top of soil is dry.



Herbs require full sun.



Fertilize with a balanced fertilizer.



Plant in well-draining soil. To maintain and promote growth, snip/pinch the stems.



Place outside when temperatures reach about 10° to 15°C.



\*duplicates/substitutes may occur\*











# 10-PK VEGGIES

## Care Tips



10-PACK FLAT

-  Water thoroughly when top of soil is dry.
-  Veggies require full sun.
-  Fertilize with a balanced fertilizer.
-  Plant in well-draining soil. To maintain and promote growth, snip/pinch the stems.
-  Place outside when temperatures reach about 10° to 15°C.
-  Tomatoes do not like the rain. Move them under a cover or place under a clear plastic.



\*duplicates/substitutes may occur\*





# BOSTON FERN BASKET

## Care Tips



| 10" BASKET



Water thoroughly until water runs out the bottom. Mist often to increase humidity.



Ferns thrive in humid environments. If outdoors, hang in shady area. If indoors, place near a window that is not exposed to full sun or a draft.



Fertilize once a month with a water soluble fertilizer mixed to half strength. Don't apply fertilizer to dry soil.



Snip off brown fronds to create space for growth.



Bring inside if weather gets colder, windy, or if there is frost.





# PATIO ROSE PLANTER

## Care Tips



2 GALLON POT



When it is cooler, water deeply every 5-7 days.



When it is warmer, water on a daily-basis.



To avoid mildew, do not overhead water; keep leaves and flowers dry.



Requires 6+ hours of daily sunlight - morning sun is okay.



Using a liquid fertilizer, water roses first, add the liquid fertilizer, then water a little more so fertilizer reaches the roots.




Prefers a well-draining soil and benefit from Mulching during early Spring each year



Can be kept outside year-round, but needs protection from freezing (roots can be insulated over the Winter/kept indoors)



\*colors cannot be requested\*





# LAVENDER BOWL

## Care Tips



8" POT



Water thoroughly when the top 2-3 cm of soil is dry; do not let roots sit in water.



Requires full sun (6-8 hours daily) for best fragrance and flowering.



Fertilize once a month with a light, water-soluble fertilizer; avoid high nitrogen fertilizers.



Prefers very well-draining soil to prevent root rot.



Lightly trim after flowering to maintain shape and encourage new growth.



Place outdoors once temperatures consistently stay above 10°C.



**Not pet-friendly** — mildly toxic if ingested by dogs and cats.





# STILL TIME TO SHOP OUR SPRING PLANT FUNDRAISER



**VISIT OUR WEBSITE TO ORDER NOW!**



# LAST CHANCE TO SHOP SPRING PLANTS

Hanging baskets, planters,  
veggies, herbs & more!

**SUPPORT OUR FUNDRAISER BEFORE IT ENDS**

**SUPPORT  
OUR  
FUNDRAISER  
TODAY!**





# 3

**DAYS UNTIL**

**PICK UP DAY**

ALMOST TIME TO ENJOY YOUR  
SPRING PLANTS

**EASY GIFTING MADE  
BEAUTIFUL**

Mother's Day • Easter • Earth Day

*Thank you for supporting our fundraiser*





# 2

## DAYS UNTIL PICK UP DAY

YOUR SPRING PLANTS ARE  
ALMOST HERE

## THANK YOU!

Every purchase makes a difference, and we can't wait for you to pick up your gorgeous plants soon! See you there!





# 1

DAY UNTIL

PICK UP DAY

FRESH SPRING PLANTS READY  
TOMORROW

## WHAT TO EXPECT ON PICK-UP DAY?

A smooth and easy process to collect your beautiful plants  
while supporting a great cause!





# TODAY IS PICK UP DAY

YOUR PLANTS ARE READY TO GO HOME



*Thank you for supporting our fundraiser*







# Thank You!

Thank you for supporting our  
plant fundraiser.  
Your purchase helped make it  
a success!

